



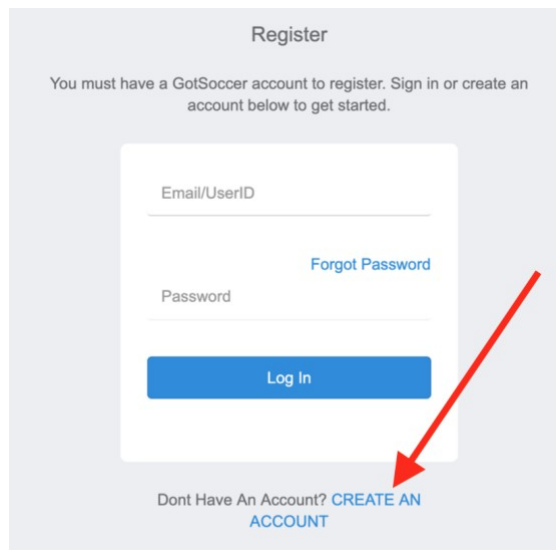
MSYSA 2021 State Cup Registration

MSYSA will use GotSoccer's brand new "GotSport" software for 2021 State and Presidents Cup. This software will require you to create a new account for the very first time. Please use the instructions below to register using the new system. If you have any trouble or reach out to Clubs@GotSoccer.com or call our support line at 904s 746s 4446, open Monday through Friday from 9-5 pm Eastern Time.

You will start by clicking on the registration link which can be found by [clicking here](#) or on MSYSA's website under Tournaments.

Step 1:

When you first click on the registration link, you will see a page that looks like this. You will want to start by clicking "CREATE AN ACCOUNT" (if new to GotSport). Previous teams or officials can simply log in to their account.

A screenshot of the GotSoccer registration page. The page has a light gray background. At the top, it says "Register". Below that, it says "You must have a GotSoccer account to register. Sign in or create an account below to get started." There is a white form with two input fields: "Email/UserID" and "Password". A blue link "Forgot Password" is positioned between the two fields. Below the form is a blue button that says "Log In". At the bottom of the page, it says "Dont Have An Account? CREATE AN ACCOUNT". A red arrow points from the bottom right towards the "CREATE AN ACCOUNT" link.

On the next screen you will fill out the following information to create (new teams or officials) or log in (previously created teams or officials) to your single GotSport account. The required fields are marked by an asterisk on the screen and indicated by a red box in the next screen shot.

You must be sure to choose your role as a coach or manager and select the club you are associated with. This is essential in order to create a new team if your existing team does not already exist within your club in GotSport.

After you have filled the required fields and selected a role and club, click “Sign Up”.

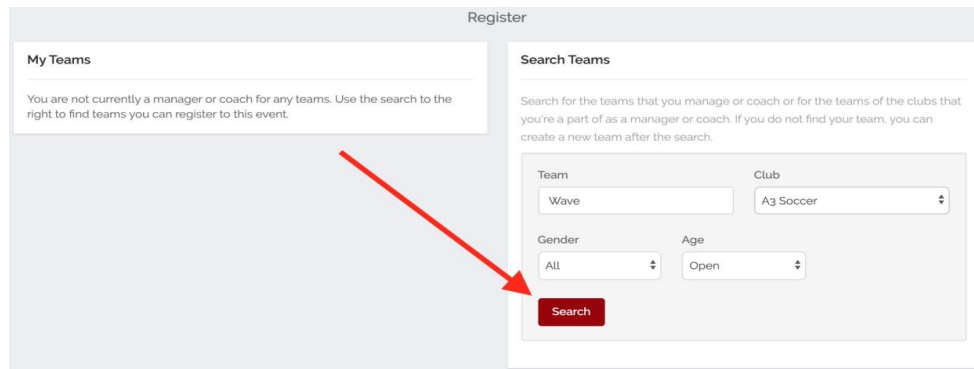
The image shows a registration form with the following fields and options:

- First Name*** and **Last Name*** (highlighted with a red box)
- DOB**: Three dropdown menus for day, month, and year.
- Gender**: A dropdown menu with "Select One..."
- Time Zone Name**: A dropdown menu with "Eastern Time (US & Canad)" selected.
- Preferred Language**: A dropdown menu with "English (US) (English (US))" selected.
- Phone number** and **Mobile Phone Number**: Text input fields.
- Address** and **Address (Continued)**: Text input fields.
- City**: Text input field.
- State/Province**: A dropdown menu.
- Postal Code**: Text input field.
- Country**: A dropdown menu with "United States" selected.
- Email/UserID*** and **Password*** (highlighted with a red box)
- Role Name**: A dropdown menu with "Coach" selected.
- Club**: A dropdown menu with "A3 Soccer" selected.

Below the form, there is a note: "If you are a club admin, please contact the league to be set up as an admin user." Two red arrows point from this note to the "Role Name" and "Club" dropdown menus. At the bottom of the form is a red "Sign Up" button.

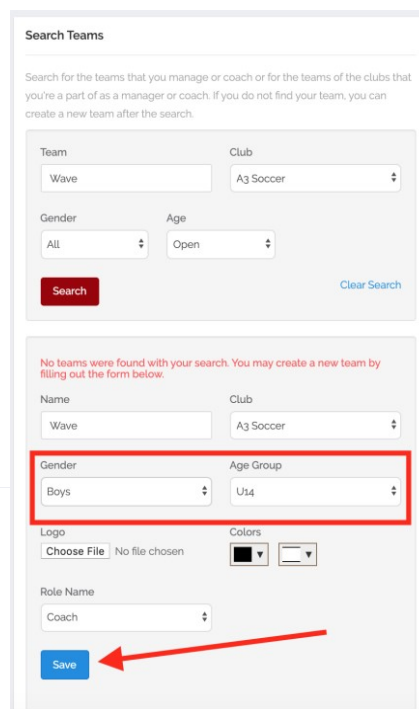
Step 2:

After signing up, you will be sent to the following registration screen. If you were already assigned to a team you would see it listed on the left-hand side. To create a new team you will FIRST, search to see if your team is already listed within your club in GotSport. After selecting your club and filling out the Team Name, click “Search”.



After searching, you will either see your team below to register OR, you will create a new team by filling out the form below and clicking “Save”.

If you see your team, continue to step 3 and click “Register”.



Step 3:

You will now see your newly created team available to register. You will want to click on the “Register” button.

Search Teams

Search for the teams that you manage or coach or for the teams of the clubs that you're a part of as a manager or coach. If you do not find your team, you can create a new team after the search.

Team: Wave Club: A3 Soccer

Gender: All Age: Open

The new team was created successfully. Click the Register button below to register this team to the event.

Wave Coach

Step 4:

After clicking “Register” on the next page you will confirm the details of your personal account and click “Save and Continue”.

Update Profile Team Information Registration Form Roster Review

Wave
A3 Soccer Male U14
[Change Team](#)

Edit your profile information below. In subsequent steps you'll be able to add coaches, managers, and officials to your team.

First Name: JoAnn Last Name: Siler

Email/UserID: joansiler88@gmail.com Contact Email:

Phone: Preferred Language: English (US) (English (US))

Time Zone Name: Eastern Time (US & Canada)

Phone number: Mobile Phone Number:

Address: Address (Continued):

City: State/Province:

Postal Code: Country: United States

Step 5:

This next page, you will confirm the name, gender, and team age is correct for this season. After confirming, click “Save and Continue”.

Step 6:

On the next five pages, you will be asked to fill out all components of the registration form. Upon completion of each section, click “Save and Continue” to move on to the next page.

Step 7:

Upon completion of step six, you will then be asked to add coaches and managers to the team. You may add yourself or anyone else listed to the team for this event by clicking the “Add” or “+” button.

If you do not see the coach/manager listed below, you must first enter the first name, last name, and email of the coach/manager you would like to add in the appropriate boxes and click “Search”.

If the individual is not found, you will have the option to add that person to the account by clicking “Create”.

First name Last name Email

Jorge Polanco jorge.polanco Search

Siler, JoAnn Coach Add

joannsiler88@gmail.com

Search Results

No users were found. Complete the form to create a new user and add him/her to the team.

First Name* Last Name*

Jorge Polanco

DOB Gender

Select One...

Contact Email Role Name

Coach

Time Zone Name Preferred Language

Eastern Time (US & Canada) English (US) (English (US))

Phone number Mobile Phone Number

Address Address (Continued)

City State/Province

Postal Code Country

United States

User Account

Email/UserID Password

jorge.polanco@yahoo.com

Create

When you are finished adding coaches/managers to the team, you will want to click “Continue”.

Wave
A3 Soccer Male U14
Change Team

Team Officials
Add yourself to the team using the form below or search for users and add him/her to the team. If your search does not return any results, you'll be able to create a new user to add to the team.

First name Last name Email Search

Add yourself to the team
Siler, JoAnn
joannsiler88@gmail.com Coach Add

Current Team Officials		
Name		
Polanco, Jorge Coach	+	-
Siler, JoAnn Coach	+	-

Event Team Officials		
Name		
Polanco, Jorge Coach		-
Siler, JoAnn Coach		-

Continue

Step 8:

On this next page you will see an overview of the team you will be submitting along with the appropriate fee group the team age group falls under.

Click "Checkout" to continue on OR you may click the "Register Another Team" button on the right side to go to the beginning and restart the process with a new team. There will be no payment required at time of registration for the 2021 State and Presidents Cup due to COVID-19 credits issued from spring 2020.

Cart

Item	Quantity	Price	
Wave WAVd6	1	\$565.00	Select different fee

Register Another Team

Checkout

You have now completed your team registration and will receive a confirmation email with next steps